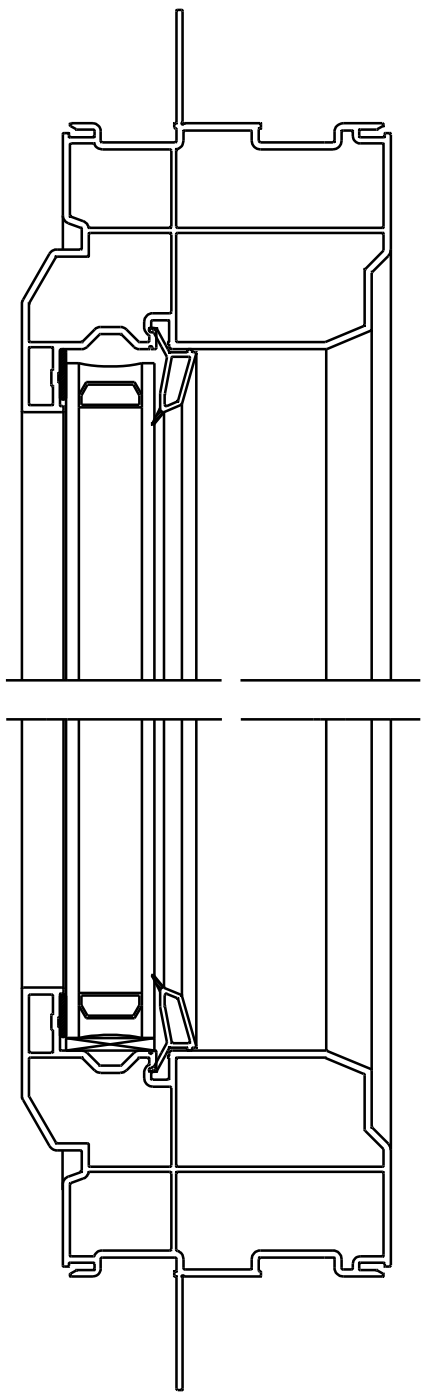


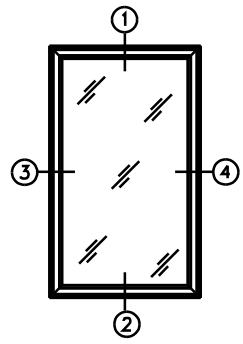
REVISION HISTORY			
REV.	DESCRIPTION	DATE	APPROVED
1	----	YR/MTH/DAY	

CAD MAINTAINED. CHANGES SHALL BE INCORPORATED BY THE DESIGN ACTIVITY.



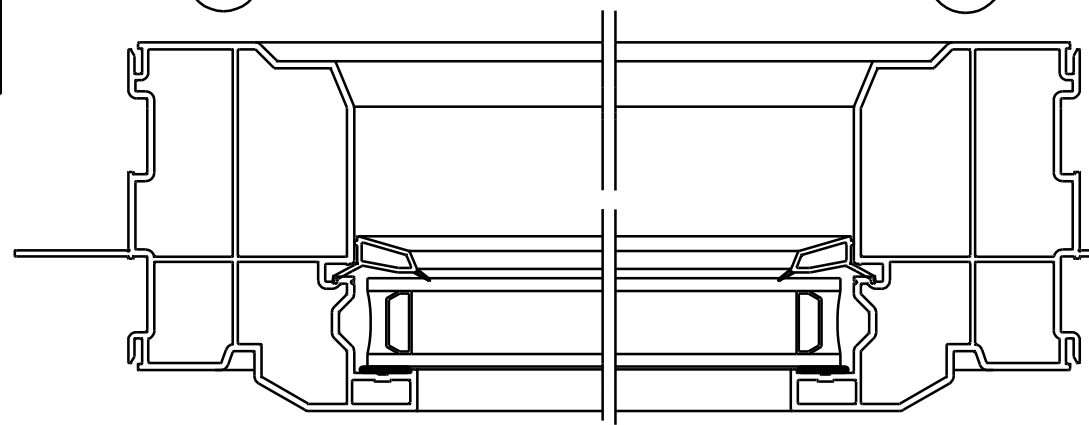
1

2



3

4



Frame Available With or Without a Nail Fin

— = EXPOSED SURFACE — = WOODGRAIN SURFACE

- NOTES:
1. This print contains proprietary information. Do not copy without express written consent of DAYTON TECHNOLOGIES.
 2. DAYTON TECHNOLOGIES reserves the right to change specifications.

UNLESS OTHERWISE SPECIFIED DIM ARE IN INCHES TOL ON ANGLE ° 1° 2 PL: ° .01 3 PL: ° .005 INTERPRET DIM AND TOL PER ASME Y14.5M - 1994	DESIGN BY: CRB
	DATE: 01/07/26
	DRAWN BY: CRB
	DATE: 01/07/26
	AUTH:
THIRD ANGLE PROJECTION	DATE:
	FILENAME:
	pd/cad/design/000088/140000p.m

	<small>©COPYRIGHT 2001 351 NORTH GARBER ROAD NORTH AMERICA SOURCE, OHIO 45050</small>
	NAME: 140.000 Picture Window
DWG. NO: 140.000PW	SCALE: 1 : 1 (Lbs/Ft) - - - - SHEET: 1 OF 1